How To Measure

Single Cabinet Drawer	Double Cabinet with a Center Post	Double Cabinet with no Center Post
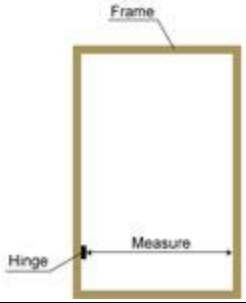	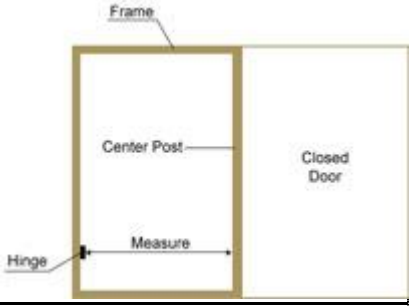	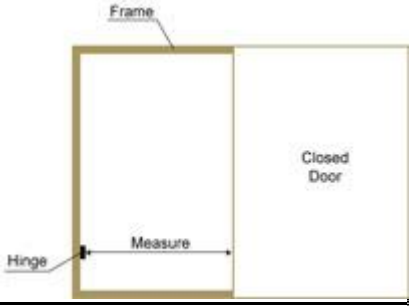
• Open Door • Measure as shown • Select a drawer size that is at least 3/4" smaller than the measurement • Check depth. Must be greater than 22"	• Open Door • Measure as shown • Select a drawer size that is at least 3/4" smaller than the measurement • Check depth. Must be greater than 22"	• Open Door • Measure as shown • Select a drawer size that is at least 3/4" smaller than the measurement • Check depth. Must be greater than 22"

1. Print out this Guide Page
2. Take it to your kitchen
3. Record your data per the example shown
4. Go back to our How to Order page to place your order

Drawer Widths available - **11" - 14" - 15" - 17" - 20"**

All drawers are **3" high and 21.5/8" deep**

SHELF DEPTH MUST BE 22" OR GREATER

Example

Location	Measurement	Minus 3/4"	Opening	Order
Left of sink	15"	3/4"	14 1/4"	14 ok
Right of fridge	17 3/4"	3/4"	17"	17 ok

1. Print out this Guide Page
2. Take it to your kitchen
3. Record your data per the example shown
4. Go back to our How to Order page to place your order

Location	Measurement	Minus 3/4"	Opening	Size required
		3/4"		
		3/4"		
		3/4"		
		3/4"		
		3/4"		
		3/4"		
		3/4"		
		3/4"		
		3/4"		
		3/4"		
		3/4"		

2011 Copyright © Rollout Kitchen Drawers/All Rights Reserved